









	JACOBSON	TRIGUEIRO	WILLIAMS, M	LU, S	SCHARFF	BERGHELLA	SHAUGHNESSY	KELLY	RUSHING	REID	JAGER	WONG	WILDER	RUVALCABA	ELLIOTT	MCCARTHY	SOMERA	RESK	LILIES	DODGE	WIN	LOSS	HI RUN
JACOBSON						20	12	16	20	19	20	11	20	8	20	20	14	20	14	20	8	7	
TRIGUEIRO						13	8	20	20	20	15	17	11	6	20	20	16	18	20	20	7	8	
WILLIAMS, M						4	18	20	20	20	19	19	20	15	20	20	20	20	19	20	9	6	
LU, S						20	19	20	20	20	20	15	20	20	20	20	20	20	20	20	13	2	
SCHARFF						12	14	17	20	20	20	20	12	8	20	20	19	4	20	20	8	7	
BERGHELLA	15	20	20	19	20						20	12	20	20	20	20	20	20	20	12	3		
SHAUGHNESSY	20	20	20	20	20						20	13	16	15	20	20	20	11	20	20	11	4	
KELLY	20	17	19	12	20						20	7	20	10	20	17	12	12	17	20	6	9	
RUSHING	8	9	12	19	19						20	19	15	13	20	16	6	12	6	19	2	13	
REID	20	12	16	17	10						16	7	13	13	20	19	18	20	20	20	5	10	
JAGER	12	20	20	10	15	17	12	17	7	20						20	20	11	20	20	7	8	
WONG	20	20	20	20	18	20	20	20	20	20						6	20	14	20	12	3		
WILDER	12	20	11	11	20	18	20	18	20	20						16	18	20	20	8	7		
RUVALCABA	20	20	20	17	20	14	20	20	20	20						20	19	20	20	12	3		
ELLIOTT	10	15	10	5	5	7	9	9	11	11						13	13	12	6	17	0	15	
MCCARTHY	16	10	12	13	19	17	19	20	20	20	19	15	18	14	20						4	11	
SOMERA	20	20	16	14	20	14	8	20	20	20	12	20	20	3	20						9	6	
RESK	16	20	17	18	20	12	20	20	20	19	20	12	20	20	20						9	6	
LILIES	20	15	20	16	17	11	14	20	20	14	16	20	13	16	20						6	9	
DODGE	14	15	10	3	18	12	10	16	20	18	14	17	12	10	20						2	13	

### 3RD FLIGHT

23-Oct-06





	W	L	%
Hearts	45	30	60%
Spades	36	39	48%
Diamonds	39	36	52%
Clubs	30	45	40%

	ARONEK	MORTELL	PRATT	SELLON	WINSTON	JOHNSON	MORGAN	PIPER	ROSENBERGER	CONTE	CLARK	BENINGER	MARTINEZ	WENZL	MATHET	COHEN	LAW	PIRKKALA	EDWARDS	GIBSON	WIXMAN	GREENLEE	WATKINS	HIGGINS	WIN	LOSS	HI RUN			
ARONEK							13	25	25	17	11	25	25	25	25	22	25	25	17	18	24	25	25	22	10	8				
MORTELL							23	24	25	25	25	14	25	17	25	21	25	24	25	17	14	17	17	24	7	11				
PRATT							13	25	23	25	25	25	14	12	25	19	25	25	12	11	25	23	25	22	9	9				
SELLON							21	24	25	14	23	25	25	25	25	22	23	25	25	25	20	25	25	25	11	7				
WINSTON							25	25	25	25	25	25	25	25		19	25	25	25	19	25	21	25	25	14	3				
JOHNSON							25	18	22		22	25	25	25	25	12	24	25	25	23	17	25	20	25	9	8				
MORGAN	25	25	25	25	20	22							20	14	25	22		25	24	25	25	25	25	25	11	6				
PIPER	21	25	22	25	12	25							6	23	25	18	25	25	25	23	25	20	25	24	9	9				
ROSENBERGER	19	20	24	19	14	25							20	20	24	25	22	25	21	20	11	25	25	18	5	13				
CONTE	25	21	19	14	12	25							20	14	25	23	18	21	17	15	14	25	25	25	6	12				
CLARK	25	14	24	25	23	25							25	23	25	25	25	21	25	13	19	20	23	23	8	10				
BENINGER	16	25	22	14	12	24							19	17		14	24	25	18	23	20	19	24	24	2	15				
MARTINEZ	17	22	25	18	13	24	25	25	25	25	13	25							21	25	22	25	25	25	10	8				
WENZL	13	25	25	22	23	24	25	25	25	25	25	25							25	25	13	17	25	25	12	6				
MATHET	24	15	17	22		18	13	18	25	24		8							13	5	25	19	25	25	4	12				
COHEN	25	25	25	25	25	25	25	25	23	25	18	25							25	25	25	25	25	25	16	2				
LAW	18	11	11	25	16	25		21	25	25	22	25							25	14	23	24	21	14	6	11				
PIRKKALA	21	25	23	24	18	23	19	17	15	25	25	17							25	23	25	25	25	15	7	11				
EDWARDS	25	21	25	12	22	16	25	19	25	25	13	25	25	9		18	22	14							7	10				
GIBSON	25	25	25	14	25	25	10	25		25	25	25	16	16	25	17	25	25							12	5				
WIXMAN	25	25	17	25	22	25	18	19	25	25	25	25	25	25	16	21	25	15							11	7				
GREENLEE	13	25	25	24	25	24	24	25	16	24	25	25	20	25	25	17	25	25							10	8				
WATKINS	20	25	11	20	8	25	15	21	12	20	25	25	17	20	20		25	19							5	12				
HIGGINS	25	25	25	23	14	15	15	25	25	20	25	25	8	13	24	17	25	25							9	9				

## 2ND FLIGHT

23-Oct-06

	W	L	%
Hearts	60	46	57%
Spades	41	65	39%
Diamonds	55	50	52%
Clubs	54	51	51%

	STUTESMAN	SPADAFORE	POOLE	HENRICKSON	WILLIAMS, J	KNOERR	PAYNE	FELLHAUER	THOMSEN	LICHTENBERGER	DIAB	BYRNE	CANNON	DAYAN	SCHILLER	FISHER	HANSON	BRISSON	DALISA	KILBY	WIN	LOSS	HI RUN				
<b>STUTESMAN</b>						30	12	25	30	30	22	30	30	19	30	19	22	30	30	30	30	9	6				
<b>SPADAFORE</b>						30	20	30	21	30	11	30	30	29	30	30	20	30	30						9	5	
<b>POOLE</b>						30	15	30	20	30	8	30	30	30	30	30	24	30	30	20	10	5					
<b>HENRICKSON</b>						30	30	28	30	30	30	30	30	30	30	30	30	30	30	30	14	1					
<b>WILLIAMS, J</b>						22	30	18	30	18	13	24	30	25	26	30	4	24	30	30	6	9					
<b>KNOERR</b>	11	20	27	19	30						14	30	30	20	30	19	11	27	22	30	5	10					
<b>PAYNE</b>	30	30	30	17	29						12	30	20	23	30	30	30	30	30	30	10	5					
<b>FELLHAUER</b>	30	20	28	30	30						28	27	17	30	23	30	19	20	30	30	7	8					
<b>THOMSEN</b>	27	30	30	19	21						18	27	30	30	30	30	14	30	30	30	9	6					
<b>LICHTENBERGER</b>	13	26	25	25	30						20	23	30	30	30	30	10	21	30	30	7	8					
<b>DIAB</b>	30	30	30	29	30	30	30	30	30	30						30	30	30	30	30	14	1					
<b>BYRNE</b>	27	25	23	25	30	18	16	30	30	30						30	30	25	30	8	7						
<b>CANNON</b>	22	28	14	25	22	26	30	30	25	21						30	30	30	25	6	9						
<b>DAYAN</b>	30	30	23	20	30	30	30	28	21	22						23	27	30	28	30	7	8					
<b>SCHILLER</b>	18	24	14	29	30	23	18	30	29	17						13	14	30	23	27	3	12					
<b>FISHER</b>	30	17	23	25	21	30	21	21	20	26	10	12	16	30	30						4	11					
<b>HANSON</b>	30	30	30	28	30	30	17	30	30	30	21	28	25	30	30						10	5					
<b>BRISSON</b>	25	23	19	28	30	30	25	30	15	30	14	28	27	11	27						4	11					
<b>DALISA</b>	27	12	25	12	21	30	13	21	17	20	18	30	28	30	30						4	11					
<b>KILBY</b>	15		30	18	26	17	28	21	22	25	14	26	30	27	30						3	11					

# 1ST FLIGHT

23-Oct-06

	W	L	%
Hearts	48	26	65%
Spades	38	37	51%
Diamonds	38	37	51%
Clubs	25	49	34%

# 44TH ANNUAL SOUTHERN OREGON 3-CUSHION BILLIARD CHAMPIONSHIP

RESULTS: 10/23/06

STUTESMAN



WIN'S 153

LOSSES 102

		Winnig Percentage
1st Flight Wins/Losses:	48 / 26	65%
2nd Flight Wins/Losses:	60 / 46	57%
3rd Flight Wins/Losses:	45 / 30	60%

**WINNING  
PERCENTAGE**

60.00%

GAMES REMAINING

3

KNOERR



WIN'S 115

LOSSES 141

		Winnig Percentage
1st Flight Wins/Losses:	38 / 37	51%
2nd Flight Wins/Losses:	41 / 65	39%
3rd Flight Wins/Losses:	36 / 39	48%


**WINNING  
PERCENTAGE**

44.92%

GAMES REMAINING

2

DIAB



WIN'S 132

LOSSES 123

		Winnig Percentage
1st Flight Wins/Losses:	38 / 37	51%
2nd Flight Wins/Losses:	55 / 50	52%
3rd Flight Wins/Losses:	39 / 36	52%


**WINNING  
PERCENTAGE**

51.76%

GAMES REMAINING

3

FISHER



WIN'S 109

LOSSES 145

		Winnig Percentage
1st Flight Wins/Losses:	25 / 49	34%
2nd Flight Wins/Losses:	54 / 51	51%
3rd Flight Wins/Losses:	30 / 45	40%

**WINNING  
PERCENTAGE**

42.91%

GAMES REMAINING

4