





	MEYERS	GREENLEE	HIGGINS	WILDER	ZAVICH	STUTZMAN	JACOBSON	WONG	WILLIAMS, M	PUSHMAN	OLSEN	JAGER	BIGGS, BOB	BIGGS, BILL	REID	BERGHELLA	TRIGUEIRO	SHAUGHNESSY	SCHARFF	DODGE	WIN	LOSS	HI RUN			
<b>MEYERS</b>						20	8	12	8	20	12	15	17	20	20	20	16	17	20	20	7	8				
<b>GREENLEE</b>						20	20	20	20	17	20	20	20	20	20	20	17	20	20	20	20	20	20	13	2	
<b>HIGGINS</b>						20	20	11	20	20	12	20	13	20	20	9	20	20	20	20	20	20	20	11	4	
<b>WILDER</b>						20	20	15	20	20	7	16	13	20	20	17	20	20	20	20	20	20	20	10	5	
<b>ZAVICH</b>						15	15	12	20	20	13	20	20	20	18	20	16	20	20	20	20	20	20	9	6	
<b>STUTZMAN</b>	18	15	14	19	20						13	20	20	20	20	20	20	20	20	20	10	5				
<b>JACOBSON</b>	20	11	19	15	20						14	20	9	20	20	15	16	18	18	20	6	9				
<b>WONG</b>	20	16	20	20	20						16	9	18	20	20	14	20	20	11	20	9	6				
<b>WILLIAMS, M</b>	20	14	13	19	16						10	20	20	20	20	18	17	20	14	20	7	8				
<b>PUSHMAN</b>	15	20	8	10	4						9	11	20	20	20	10	20	20	16	20	7	8				
<b>OLSEN</b>	20	14	20	20	20	20	20	20	20						16	20	10	20	20	12	3	7				
<b>JAGER</b>	20	13	8	20	17	14	11	20	17						20	20	20	20	20	20	9	6				
<b>BIGGS, BOB</b>	20	15	20	20	18	17	20	20	12						14	14	20	20	17	20	8	7				
<b>BIGGS, BILL</b>	9	15	13	13	11	7	9	16	12						18	15	0	10	20	20	2	12				
<b>REID</b>	9	15	16	5	20	15	17	17	19						7	12	12	13	20	20	3	12				
<b>BERGHELLA</b>	19	20	20	20	18	18	20	20	20	20	20	17	20	20	20						11	4				
<b>TRIGUEIRO</b>	20	19	14	8	20	19	20	11	20	17	10	12	13	0	20						5	9				
<b>SHAUGHNESSY</b>	20	17	17	14	14	19	20	16	17	16	20	8	14	20	20						5	10				
<b>SCHARFF</b>	9	18	17	16	13	10	20	20	20	20	18	19	20	15	8						5	10				
<b>DODGE</b>	9	10	11	9	16	12	7	12	12	14	14	9	5	10	11						0	15				





### 3RD FLIGHT

23-Oct-06

Hearts	50	25	67%
Spades	39	36	52%
Diamonds	34	40	46%
Clubs	26	48	35%





	NEGLESS	GIBSON	SELLON	CLARK	WATKINS	ARONEK	SCHILLER	MATHAT	WENZL	BENINGER	AGNEW	MORTELL	WILLIAMS, L	PRINTZ	MARTINEZ	BENITEZ	COHEN	PRATT	CHAPPELL	WIXMAN	WIN	LOSS	HI RUN	
<b>NEGLESS</b>						19	25	20	25	25	25	25	25	12	24	21	25	24	25	25	9	6		
<b>GIBSON</b>						14	25	16	25	25	25	25	25	21	25	15	19	25	25	25	25	10	5	
<b>SELLON</b>						17	25	14	20	25	25	25	25	25	24	25	25	25	18	23	9	6		
<b>CLARK</b>						21	23	25	25	23	25	25	24	17	25	23	0	15	25	17	6	8		
<b>WATKINS</b>						25	18	19	16	25	25	25	13	25	13	25	25	23	25	19	8	7		
<b>ARONEK</b>	25	25	25	25	22						23	0	19	15	25	14	13	17	20	25	6	8		
<b>SCHILLER</b>	16	21	10	25	25						24	25	17	20	24	25	15	20	25	25	6	9		
<b>MATHAT</b>	25	25	25	20	25						25	24	13	15	25	25	25	18	22	25	9	6		
<b>WENZL</b>	22	24	25	18	25						24	0	22	25	20	24	25	22	25	24	5	9		
<b>BENINGER</b>	24	20	20	25	18						24	25	25	25	25	11	25	20	20	22	6	9		
<b>AGNEW</b>	24	12	21	17	23	25	25	18	25	25						14	25	22	13	15	5	10		
<b>MORTELL</b>	20	24	19	18	15	0	15	25	0	22						16	25	20	25	16	3	10		
<b>WILLIAMS, L</b>	19	25	18	25	25	25	25	25	25	24						18	21	25	22	18	8	7		
<b>PRINTZ</b>	25	17	16	25	20	25	25	25	22	19						25	18	25	25	19	8	7		
<b>MARTINEZ</b>	25	25	25	20	25	12	25	18	25	12						18	25	25	25	23	9	6		
<b>BENITEZ</b>	25	25	22	25	16	25	23	19	25	25	25	25	21	25						10	5			
<b>COHEN</b>	24	9	21	0	17	25	25	23	19	12	18	10	25	22						4	10			
<b>PRATT</b>	25	17	9	25	25	25	25	25	25	25	25	25	19	24						19	10	5		
<b>CHAPPELL</b>	24	14	25	19	24	25	17	25	19	25	25	12	25	20						21	6	9		
<b>WIXMAN</b>	13	20	25	25	25	12	23	24	25	25	25	25	25	25						25	10	5	7	

## 2ND FLIGHT

23-Oct-06





W L %  
 Hearts 42 32 57%

Spades	32	41	44%
Diamonds	33	40	45%
Clubs	40	34	54%







	FISHER	HANSON	BRISSON	WHITLOW	THOMSEN	DIAB	PAYNE	CANNON	SCHALL	DAYAN	KNOERR	HANDGRAAF	FELLHAUER	LICHTENBERG	MORGAN	STUTESMAN	GILBERT	POOLE	KILBY	CONTE	WIN	LOSS	HI RUN
<b>FISHER</b>						18	26	30	30	30	28	30	30	30	30	17	0	30	30	30	11	4	11
<b>HANSON</b>						30	29	30	30	30	30	20	15	28	30	30	0	30	17	0	8	5	
<b>BRISSON</b>						13	24	30	30	30	26	12	21	30	30	20	0	22	23	30	6	8	
<b>WHITLOW</b>						13	15	30	30	30	23	27	30	25	30	30	30	30	30	30	10	5	
<b>THOMSEN</b>						19	25	27	30	18	30	22	24	26	30	26	30	22	30	24	5	10	
<b>DIAB</b>	30	26	30	30	30						30	30	30	30	30	30	30	30	30	14	1		
<b>PAYNE</b>	30	30	30	30	30						26	15	30	30	30	30	30	30	30	30	13	2	
<b>CANNON</b>	25	23	27	25	30						25	9	30	29	30	29	30	30	29	30	6	9	
<b>SCHALL</b>	15	10	10	29	23						30	16	30	30	30	24	16	27	30	30	6	7	
<b>DAYAN</b>	18	22	18	29	30						22	14	22	30	30	22	30	19	20	30	5	10	
<b>KNOERR</b>	30	22	30	30	17	18	30	30	16	30						30	0	30	30	0	9	6	
<b>HANDGRAAF</b>	20	30	30	30	30	20	30	30	30	30						30	21	30	30	30	12	3	
<b>FELLHAUER</b>	26	30	30	26	30	29	20	26	14	30						17	20	30	30	21	6	9	
<b>LICHTENBERG</b>	24	30	25	30	30	22	10	30	21	27						27	30	28	30	23	6	9	
<b>MORGAN</b>	16	24	11	25	18	22	5	27	25	29						20	30	14	30	30	3	12	
<b>STUTESMAN</b>	30	20	30	24	30	28	29	30	30	30	22	29	30	30	30						9	6	
<b>GILBERT</b>	0	0	0	20	21	28	22	28	30	28	0	30	30	21	21						3	8	
<b>POOLE</b>	22	24	30	24	30	12	28	28	30	30	25	16	21	30	30						6	9	
<b>KILBY</b>	18	30	30	22	23	17	23	30	19	30	27	17	16	21	28						4	11	
<b>CONTE</b>	25	0	17	17	30	12	23	16	24	26	0	26	30	30	29						3	10	

# 1ST FLIGHT


23-Oct-06



# 43RD ANNUAL SOUTHERN OREGON 3-CUSHION BILLIARD CHAMPIONSHIP

FINAL RESULTS - 10/1/2005

FISHER



WIN'S 132

LOSSES 89

	W	L	Wing Percentage
1st Flight Wins/Losses:	40	32	56%
2nd Flight Wins/Losses:	42	32	57%
3rd Flight Wins/Losses:	50	25	67%


**WINNING  
PERCENTAGE**

**59.73%**

GAMES REMAINING

-2

DIAB



WIN'S 115

LOSSES 106

	W	L	Wing Percentage
1st Flight Wins/Losses:	44	29	60%
2nd Flight Wins/Losses:	32	41	44%
3rd Flight Wins/Losses:	39	36	52%


**WINNING  
PERCENTAGE**

**52.04%**

GAMES REMAINING

0

KNOERR



WIN'S 103

LOSSES 119

	W	L	Wing Percentage
1st Flight Wins/Losses:	36	39	48%
2nd Flight Wins/Losses:	33	40	45%
3rd Flight Wins/Losses:	34	40	46%


**WINNING  
PERCENTAGE**

**46.40%**

GAMES REMAINING

-2

STUTESMAN



WIN'S 91

LOSSES 126

	W	L	Wing Percentage
1st Flight Wins/Losses:	25	44	36%
2nd Flight Wins/Losses:	40	34	54%
3rd Flight Wins/Losses:	26	48	35%

**WINNING  
PERCENTAGE**

**41.94%**

GAMES REMAINING

0